

# 2025 Catalog

OFFICE PRODUCTS



## OfficeMart


#Sololosmejoresmuebles




# FEATURED PRODUCT INDEX



**GUEST RECEPTION & DINING SEATING**  
Page 42—52



**EXECUTIVE SEATING**  
Page 4—12




**MESH SEATING**  
Page 19—27



**SIMPLE SYSTEM**  
Page 53—59




**TRADITIONAL SEATING**  
Page 13—14




**TASK SEATING**  
Page 28—34




**CASEGOODS**  
Page 60—66



**HEAVY-DUTY SEATING**  
Page 15—18




**STOOLS SEATING**  
Page 35—41



**COMPONENTS**  
Page 67—68

# CHAIR FEATURES INDEX




**A PNEUMATIC SEAT HEIGHT**  
Adjust seat height up or down relative to the floor




**B 360 SWIVEL**  
Allow seat to rotate a full 360 degrees




**C TILT TENSION**  
Adjust resistance with which chair reclines or tilts




**D SPRING TILT WITH UPRIGHT LOCK**  
Lean back in a seated position or lock in upright position




**E 2-PADDLE MECHANISM**  
Select and lock any particular back angle



**F 3-PADDLE MECHANISM**  
Independently adjust seat and back angle with lock position (any position)




**G SYNCHRO-TILT**  
Adjust seat and back angle with adjustable tilt tension control



**H SEAT SLIDER**  
Move seat forward and back, or lock in a desired position




**I BACK HEIGHT ADJUSTMENT**  
Adjust backrest up or down for desired back height



**J BACK DEPTH**  
Move backrest forward and back, or to be locked in a desired position



**K HEIGHT ADJUSTABLE ARMRESTS**  
Adjust arms up or down within a set range to accommodate various tasks



**L WIDTH ADJUSTABLE ARMRESTS**  
Adjust arms in or out within set range, ONLY during assembly

# Executive Seating

## B8871-BK

### HINGED ARM CHAIR

ABC G

#### Materials:

CaressoftPlus Vinyl

#### Dimensions:

27" (W) x 28" (D) x 48" - 51.5" (H)

#### Description:

- Hinged arms with padded armrests
- Designer stitched back cushion
- 27" Silver finished base
- Arm height 28" - 31.5"
- Weight Capacity 275 lbs

Color ● ● ● ●



## B8871-GY



## B8871P-BB

LeatherPlus  
w/ Pewter base

NEW



## B8871-BKGY







## B8886AL-AMBK

MODERN MID BACK  
CONFERENCE CHAIR

A B C G

**Materials:**

Antimicrobial Vinyl

**Dimensions:**

26.5"(W) x 28"(D) x 39.5" - 42.5"(H)

**Description:**

- Lumber support
- 2-Paddle Mechanism
- Aluminum arms and base
- Arm height 27" - 30"
- Weight Capacity 275 lbs

Color ●

NEW

## B8991-GY

HIGH BACK WOOD  
FINISHED CHAIR

A B C E

**Materials:**

CaresoftPlus Vinyl

**Dimensions:**

27"(W) x 27"(D) x 44.5" - 48"(H)

**Description:**

- Dacron filled top cushions with perforated centers
- 27" Wood finished base and padded arms
- Arm height 26.5" - 30"
- Weight Capacity 275 lbs

Color ● ● ●



B8991-C



B8991-M





## EXECUTIVE SEATING



### B7901 HIGH BACK

**Dimensions:**  
26"(W) x 29"(D) x 44.5" - 48"(H)

**A B C D**

**Materials:**  
CaressoftPlus Vinyl

**Color** ●

### B7906 MID BACK

**Dimensions:**  
26"(W) x 30.5"(D) x 43.5" - 46.5"(H)

**Description:**

- Extra lumbar support
- Padded armrests
- Arm height 27" - 30.5" (B7901)
- Arm height 26" - 29" (B7906)
- Weight Capacity 275 lbs



### B8661 DOUBLE LAYER CHAIR

**A B C D**

**Dimensions:**  
27"(W) x 28"(D) x 48" - 51.5"(H)

**Materials:**  
LeatherPlus

**Color** ●

**Description:**

- Double layered cushions
- Padded armrests
- Gun metal finished arms and base
- 27" Nylon base
- Arm height 26.5" - 29"
- Weight Capacity 275 lbs



### B10101-BK | B10101-GY LEATHERPLUS CHAIR

**A B C D**

**Dimensions:**  
27"(W) x 29"(D) x 41" - 44"(H)

**Materials:**  
LeatherPlus

**Color** ● ●

**Description:**

- Chrome plated arms
- Padded armrests
- 27" Chrome base
- Arm height 28" - 31"
- Weight Capacity 275 lbs



### B8551-BK HIGH BACK FLIP ARM CHAIR

**A B C D**

**Dimensions:**  
27.5"(W) x 31"(D) x 44.5" - 47.5"(H)

**Materials:**  
CaressoftPlus Vinyl

**Color** ●

**Description:**

- Flip-up armrests
- 27" Nylon base
- Arm height 27.5" - 30.5"
- Weight Capacity 275 lbs



## B7601

### PILLOW TOP LEATHERPLUS CHAIR

A B C D

**Materials:**  
LeatherPlus

**Dimensions:**  
27"(W) x 30"(D) x 45" - 48.5"(H)

**Description:**

- Pillow top design with perforated center and padded armrests
- 27" Nylon base
- Arm height 26" - 29.5"
- Weight Capacity 275 lbs

**Color** ●



## B9331

### PILLOW TOP HIGH BACK CHAIR

A B C D

**Materials:**  
CaressoftPlus Vinyl

**Dimensions:**  
27"(W) x 31.5"(D) x 43.5" - 46.5"(H)

**Description:**

- Pillow top design and padded armrests for added comfort
- Petwer finish arms and 27" base
- Arm height 26" - 29"
- Weight Capacity 275 lbs

**Color** ●



## B8601

### NO TOOLS REQUIRED CHAIR

A B C D

**Materials:**  
CaressoftPlus Vinyl

**Dimensions:**  
27"(W) x 28"(D) x 45" - 48.5"(H)

**Description:**

- NTR - No tools required for assembly
- Waterfall seat design eliminates leg fatigue
- 27" Silver finish base
- Arm height 27.5" - 31"
- Weight Capacity 275 lbs

**Color** ●

## EXECUTIVE SEATING



### B7301 HIGH BACK

Dimensions:  
27"(W) x 30"(D) x 45.5" - 49"(H)

A B C D

Materials:  
LeatherPlus

Color ●

### B7306 MID BACK

Dimensions:  
27"(W) x 30"(D) x 38.5" - 42"(H)

#### Description:

- Extra lumbar support
- Durable polypropylene armrests
- Extra thick seat and back cushion
- Arm height 25.5" - 29"
- Weight Capacity 275 lbs



### B8401 HIGH BACK LEATHERPLUS CHAIR

A B C D

Dimensions:  
25"(W) x 29.5"(D) x 43" - 46.5"(H)

Materials:  
LeatherPlus

Color ●

#### Description:

- Passive ergonomic seating with built-in lumbar support
- Durable polypropylene armrests
- 27" Nylon base
- Arm height 25.5" - 29"
- Weight Capacity 275 lbs



### B7501 HIGH BACK LEATHERPLUS CHAIR

A B C E

Dimensions:  
26.5"(W) x 30"(D) x 44" - 47.5"(H)

Materials:  
LeatherPlus

Color ●

#### Description:

- Passive ergonomic seating with built-in lumbar support
- Padded armrests
- 27" Nylon base
- Arm height 26.5" - 30"
- Weight Capacity 275 lbs





## B696CRB-GY

### MODERN RIBBED CHAIR

A B C D

**Materials:**  
CaressoftPlus Vinyl

**Dimensions:**  
27"(W) x 30"(D) x 40"- 43"(H)

**Description:**

- Passive ergonomic seating with built-in lumbar support
- Chrome arms and chrome 27" base
- Arm height 25.5" - 28.5"
- Weight Capacity 275 lbs

**Color** ●



## B686

### MID BACK CHAIR

A B C D

**Materials:**  
LeatherPlus

**Dimensions:**  
24.5"(W) x 30"(D) x 37.5"- 41"(H)

**Description:**

- Passive ergonomic seating with built-in lumbar support
- 27" Nylon base
- Arm height 26.5" - 30"
- Weight Capacity 275 lbs

**Color** ●



## B730-BK

### PILLOW TOP HIGH BACK CHAIR

A B C G

**Materials:**  
CaressoftPlus Vinyl

**Dimensions:**  
27"(W) x 29"(D) x 44"- 47"(H)

**Description:**

- 3-Paddle multi-function mechanism
- Ergonomic lumbar support
- Pillow top cushions with breathable mesh inserts
- 27" High crown nylon base
- Arm height 24" - 30"
- Weight Capacity 275 lbs

**Color** ●

## EXECUTIVE SEATING

### B9471-BK

#### EXECUTIVE HIGH BACK CHAIR

ABCG

#### Materials:

CaresoftPlus Vinyl

#### Dimensions:

24.5" (W) x 30" (D) x 43.5" - 47" (H)

Color ● ● ○

#### Description:

- 2-Paddle mechanism
- Chrome plated arms with padded armrests
- 27" Chrome plated base
- Arm height 27" - 30.5"
- Weight Capacity 275 lbs



B9471-GY



B9471-WT



### B9476-BK

#### EXECUTIVE MID BACK CHAIR

ABCE

#### Materials:

CaresoftPlus Vinyl

#### Dimensions:

27" (W) x 27" (D) x 37.5" - 41" (H)

#### Description:

- 2-Paddle mechanism
- Chrome plated arms with padded armrests
- 27" Chrome plated base
- Arm height 26.5" - 30"
- Weight Capacity 275 lbs

Color ● ● ○

B9476-GY



B9476-WT





## B8306-BK

### MID BACK FABRIC MANAGERS CHAIR

**A B C D**

**Dimensions:**  
27"(W) x 27"(D) x 40.5" - 44"(H)

**Materials:**  
Crepe fabric

**Color** ●

**Description:**

- Passive ergonomic seating with built-in lumbar support
- Durable polypropylene arms
- 27" Nylon base
- Arm height 25" - 28.5"
- Weight Capacity 275 lbs



## B8106

### MID BACK MANAGERS CHAIR

**A B C D**

**Dimensions:**  
27"(W) x 27"(D) x 40.5" - 44"(H)

**Materials:**  
LeatherPlus

**Color** ●

**Description:**

- Passive ergonomic seating with built-in lumbar support
- Durable polypropylene arms
- 27" Nylon base
- Arm height 25" - 28.5"
- Weight Capacity 275 lbs



## B8771S-BK | B8771P-BN

### DOUBLE PLUSH HIGH BACK CHAIR

**A B C D**

**Dimensions:**  
27"(W) x 30"(D) x 41.5" - 44.5"(H)

**Materials:**  
LeatherPlus

**Color** ● ●

**Description:**

- Cushions are accented with breathable mesh side panels
- Padded armrests
- 27" Base (silver or pewter finish)
- Arm height 28" - 31"
- Weight Capacity 275 lbs



## B696C-BK | B696C-GY

### CONFERENCE CHAIR

**A B C D**

**Dimensions:**  
27"(W) x 30"(D) x 40" - 43"(H)

**Materials:**  
CaresoftPlus

**Color** ● ●

**Description:**

- Passive ergonomic seating with built-in lumbar support
- Chrome plated arms
- Padded armrests
- 27" Chrome base
- Arm height 25.5" - 28.5"
- Weight Capacity 275 lbs



# Traditional Seating

## B905DW-CMP

BUTTON TUFTED EXECUTIVE CHAIR

ABCD

### Materials:

Champagne Velvet (CMP)  
or Commercial Grade Linen (NV + SG)

### Dimensions:

27"(W) x 28"(D) x 43" - 47"(H)

### Description:

- Classic traditional button tufted styling
- Driftwood finished armrests
- 27" Driftwood finished base
- Arm height 27" - 31"
- Weight Capacity 275 lbs

### Color



B905DW-NV



B905DW-SG



## B9540DW-SG | B9545DW-SG

CAPTAIN'S CHAIR

### Dimensions:

24"(W) x 26"(D) x 31"(H)

### Materials:

Commercial Grade Linen

Color ●

### Description:

- Classic traditional styling
- No-sag spring seat
- Hooded brass casters (B9545DW)
- Driftwood finished frame
- Arm height 25"
- Weight Capacity 275 lbs



## B9540-BK | B9545-BK

### CAPTAIN'S CHAIR

**Dimensions:**  
24"(W) x 26"(D) x 31"(H)

**Materials:**  
Black Caressoft Vinyl

**Color** ●

**Description:**

- Hand applied brass nail trim
- No-sag spring seat
- Hooded brass casters (B9545)
- Mahogany finished frame
- Arm height 25"
- Weight Capacity 275 lbs



## B9540-BE | B9545-BE

### CAPTAIN'S CHAIR

**Dimensions:**  
24"(W) x 26"(D) x 31"(H)

**Materials:**  
Antique Blue Vinyl

**Color** ●

**Description:**

- Hand applied brass nail trim
- No-sag spring seat
- Hooded brass casters (B9545)
- Mahogany finished frame
- Arm height 25"
- Weight Capacity 275 lbs



## B9540-BY | B9545-BY

### CAPTAIN'S CHAIR

**Dimensions:**  
24"(W) x 26"(D) x 31"(H)

**Materials:**  
Oxblood Vinyl

**Color** ●

**Description:**

- Hand applied brass nail trim
- No-sag spring seat
- Hooded brass casters (B9545)
- Mahogany finished frame
- Arm height 25"
- Weight Capacity 275 lbs

## TRADITIONAL SEATING



### B800-BK | B800-BY

#### WINGBACK CHAIR

A B C D

##### Materials:

Black Caressoft Vinyl or Oxblood Vinyl

##### Dimensions:

30"(W) x 34"(D) x 44" - 47"(H)

##### Description:

- Hand applied brass nail head trim
- Classic traditional button tufted styling
- 27" Mahogany finished base
- Arm height 25" - 28"
- Weight Capacity 275 lbs

Color ● ●



### B905-BK | B905-BY

#### CLASSIC CHAIR

A B C D

##### Materials:

Black Caressoft Vinyl or Oxblood Vinyl

##### Dimensions:

27"(W) x 29"(D) x 43" - 47"(H)

##### Description:

- Hand applied brass nail head trim
- Classic traditional button tufted styling
- 27" Mahogany finished base
- Arm height 27" - 31"
- Weight Capacity 275 lbs

Color ● ●



# Heavy Duty Seating



## B9591AM-BK

GUEST CHAIR - 300LB

**Materials:**  
Antimicrobial Vinyl

**Dimensions:**  
25"(W) x 22"(D) x 32.5"(H)

**Description:**

- Back and seat separation for easy cleaning
- Wall saver rear leg design and floor levelers
- Steel frame and waterfall seat design
- Arm height 25.5"
- Weight Capacity 300 lbs

**Color** ● ● ●

## B9591AM-GY

NEW



## B9591AM-BG

NEW



## B9591AM-BK-500 | B9591AM-GY-500 | B9591AM-BG-500

MID BACK GUEST CHAIR - 500LB

**Dimensions:**  
32"(W) x 22"(D) x 32.5"(H)

**Materials:**  
Antimicrobial Vinyl

**Description:**

- Back and seat separation for easy cleaning
- Wall saver rear leg design and floor levelers
- Steel frame and waterfall seat design
- Arm height 25.5"
- Weight Capacity 500 lbs

**Color** ● ● ●



NEW



NEW



## HEAVY DUTY SEATING



NEW



NEW



### B9595AM-BK | B9595AM-GY | B9595AM-BG

#### MID BACK GUEST CHAIR - 300LB

**Dimensions:**

22"(W) x 23.5"(D) x 32.5"(H)

**Materials:**

Antimicrobial Vinyl

**Description:**

- Back and seat separation for easy cleaning
- Wall saver rear leg design and floor levelers
- Steel frame and waterfall seat design
- Weight Capacity 300 lbs

Color ● ● ●



NEW



NEW



### B9595AM-BK-400 | B9595AM-GY-400 | B9595AM-BG-400

#### MID BACK GUEST CHAIR - 400LB

**Dimensions:**

32"(W) x 23.5"(D) x 32.5"(H)

**Materials:**

Antimicrobial Vinyl

**Description:**

- Back and seat separation for easy cleaning
- Wall saver rear leg design and floor levelers
- Steel frame and waterfall seat design
- Weight Capacity 400 lbs

Color ● ● ●



### B709

#### GUEST CHAIR - 350LB

**Dimensions:**

26"(W) x 26"(D) x 35"(H)

**Materials:**

Antimicrobial Vinyl

**Description:**

- Waterfall seat design
- Steel sled base
- Arm height 24.5"
- Weight Capacity 350 lbs

Color ●



## B699-BK

MESH TASK CHAIR  
400LB

**A B**

**Materials:**

Mesh Fabric / LeatherPlus

**Dimensions:**

30"(W) x 24"(D) x 40" - 43.5"(H)

**Description:**

- Breathable mesh back
- Curved ergonomic back and adjustable lumbar support
- 27" Steel base
- Arm height 29" - 29.5"
- Weight Capacity 400 lbs

**Color** ●

## B601-BK

FLIP ARM MESH TASK  
CHAIR - 400LB

**A B C D K**

**Materials:**

Mesh Fabric

**Dimensions:**

30.5"(W) x 30"(D) x 43.5" - 46.5"(H)

**Description:**

- Breathable mesh back with adjustable lumbar support
- Adjustable height flip arms
- 27" Black steel base
- Arm height 26.5" - 31"
- Weight Capacity 400 lbs

**Color** ●



## HEAVY DUTY SEATING



### B996

TASK CHAIR - 400LB

**A B C D K**

**Materials:**

Crepe Fabric

**Dimensions:**

29"(W) x 30"(D) 40" - 43"(H)

**Description:**

- High density foam
- Curved ergonomic back for excellent lumbar support
- 29" Steel base
- Arm height 25.5" - 30.5"
- Weight Capacity 400 lbs

**Color** ●



### B992-BK

EXECUTIVE CHAIR - 400LB

**A B C D**

**Materials:**

LeatherPlus

**Dimensions:**

31"(W) x 32"(D) x 44" - 47"(H)

**Description:**

- Padded armrests oriented in steel wrap around style construction
- Reinforced lumbar support
- 27" Steel base
- Arm height 27.5" - 30.5"
- Weight Capacity 400 lbs

**Color** ●





## B991-BB

DOUBLE PLUSH  
LEATHERPLUS CHAIR  
400LB

A B C D

**Materials:**  
LeatherPlus

**Dimensions:**  
33.5"(W) x 31"(D) x 43" - 45.5"(H)

**Description:**

- Pillow top cushions for added comfort
- Padded arms incorporated into steel wrap around style construction
- 27" Steel base
- Arm height 26.5" - 30"
- Weight Capacity 400 lbs

**Color** ●

## B991-CP

DOUBLE PLUSH  
CARESSOFTPLUS CHAIR  
400LB

A B C D

**Materials:**  
CaressoftPlus Vinyl

**Dimensions:**  
33.5"(W) x 31"(D) x 43" - 45.5"(H)

**Description:**

- Pillow top cushions for added comfort
- Padded arms incorporated into steel wrap around style construction
- 27" Steel base
- Arm height 26.5" - 30"
- Weight Capacity 400 lbs

**Color** ●



# Mesh Seating

**B6566-BK**

HORIZONTAL MESH CHAIR

**A B C G K**

**Materials:**

Mesh Fabric

**Dimensions:**

27"(W) x 28"(D) x 40" - 45.5"(H)

**Description:**

- Breathable and supportive mesh back
- Adjustable lumbar support
- 27" High crown base
- Arm height 25" - 31.5"
- Weight Capacity 275 lbs
- [Seat cover \(B6COVER\)](#) compatible

**Color** ●



**B6566GY-BK**

Grey back



**B6566AM-BK**

Antimicrobial Vinyl



**B6566AL-BK**

Aluminum Base/Arms and oversized casters





## B6406

### MESH BACK TASK CHAIR



**Dimensions:**  
25"(W) x 26"(D) x 37" - 40"(H)

**Materials:**  
Mesh Fabric / LeatherPlus

**Color** ●

**Description:**

- Breathable mesh back
- Pewter finished loop armrests
- 25" Metal pewter finish base
- Arm height 27" - 30"
- Weight Capacity 275 lbs



## B6416-CG

### MESH BACK TASK CHAIR



**Dimensions:**  
25"(W) x 26"(D) x 37" - 40"(H)

**Materials:**  
Mesh Fabric

**Color** ●

**Description:**

- Breathable mesh back
- Pewter finished loop armrests
- 25" Metal pewter finish base
- Arm height 27" - 30"
- Weight Capacity 275 lbs



## B6456-BK

### MESH TASK CHAIR



**Dimensions:**  
26"(W) x 26"(D) x 36" - 39"(H)

**Materials:**  
Mesh Fabric

**Color** ●

**Description:**

- Breathable mesh back
- Adjustable lumbar support
- 25" High crown nylon base
- Arm height 25" - 28"
- Weight Capacity 275 lbs



## B6756-BK

### RIBBED HIGH BACK MESH CHAIR



**Dimensions:**  
27"(W) x 29"(D) x 38" - 41"(H)

**Materials:**  
Mesh Fabric

**Color** ●

**Description:**

- Breathable ribbed mesh back with lumbar support
- 4" Thick seat cushion
- Caressoft padded loop arms
- 27" Gun metal finished base
- Arm height 26" - 29"
- Weight Capacity 275 lbs

## MESH SEATING



### B6338 | B6338-HR

MULTI-FUNCTION / WITH OPTIONAL HEADREST

**A B C F I K**

**Dimensions:**  
27"(W) x 28"(D) x 40" - 45.5"(H)

**Materials:**  
SereneSoft Fabric

**Color** ●

**Description:**

- Breathable mesh back
- 3-Paddle mechanism
- Ratchet back with active lumbar support
- Arm height 25.5" - 31.5"
- Weight Capacity 275 lbs
- [With optional Headrest \(B6338-HR\)](#)
- [With optional seat slider \(B6338-SS\)](#)



### B6508

BUDGET MESH TASK CHAIR

**A B C D K L**

**Dimensions:**  
25.5"(W) x 26.5"(D) x 38.5" - 42"(H)

**Materials:**  
Mesh Fabric

**Color** ●

**Description:**

- Breathable mesh back
- Conforms to individuals back shape
- 25" Nylon base
- Arm height 26.5" - 33"
- Weight Capacity 275 lbs



### B6776-BK

FLIP ARM MESH TASK CHAIR

**A B C D**

**Dimensions:**  
26"(W) x 27"(D) x 40" - 43"(H)

**Materials:**  
Mesh Fabric

**Color** ●

**Description:**

- Breathable mesh with adjustable lumbar
- 4" Padded seat and padded flip arms
- Arm height 27.5" - 30.5"
- Weight Capacity 275 lbs
- [With optional headrest \(BHR6770-BK\)](#)



### B6223-BK

FLIP ARM MESH BACK TASK CHAIR

**A B C G**

**Dimensions:**  
25"(W) x 26.5"(D) x 36.5" - 39.5"(H)

**Materials:**  
Mesh Fabric / Antimicrobial Vinyl

**Color** ●

**Description:**

- Breathable linear mesh back
- Flip-up armrests
- 25" Nylon base
- Arm height 25" - 28"
- Weight Capacity 275 lbs





## B6022

### MESH TASK CHAIR

A B C G K

**Dimensions:**  
27" (W) x 27" (D) x 38" - 41" (H)

**Materials:**  
Mesh Fabric

**Color** ●

**Description:**

- Breathable mesh back
- Contoured 4" SereneSoft high density foam cushion
- 27" Nylon base
- Arm height 24.5" - 31.5"
- Weight Capacity 275 lbs



## B6023

### MESH TASK CHAIR

A B C F K

**Dimensions:**  
27" (W) x 27" (D) x 39" - 42" (H)

**Materials:**  
Mesh Fabric

**Color** ●

**Description:**

- Breathable mesh back
- Contoured 4" SereneSoft high density foam cushion
- 3-Paddle mechanism
- Height adjustable arms
- 27" Nylon base
- Arm height 24.5" - 31.5"
- Weight Capacity 275 lbs
- *With optional seat slider*



## B676WT-GY

### FLIP ARM MESH TASK CHAIR

A B NEW

**Dimensions:**  
23" (W) x 24" (D) x 34" - 39" (H)

**Materials:**  
Mesh Fabric / TV Fabric

**Color** ●

**Description:**

- Breathable linear mesh back and padded soft-touch fabric
- Ergonomic design for comfort
- Adjustable flip arms
- 25" White nylon base
- Arm height 18" - 23"
- Weight Capacity 275 lbs



B6215

B6217  
Loop arms

B6216  
Adjustable arms

## B6215 | B6216 | B6217

### MESH CHAIR

A B C D | A B C D K L (B6216)

**Dimensions:**  
25" (W) x 25" (D) x 33.5" - 37" (H)

**Materials:**  
Mesh Fabric

**Color** ●

**Description:**

- Breathable mesh upholstery
- Solid metal back frame with ballistic nylon wrap
- 25" Nylon base
- Arm height 26.5" - 32.5"
- Weight Capacity 275 lbs

## MESH SEATING



### B6036-HR

#### MESH CHAIR W/ SEAT SLIDER & HEADREST

A B C G H K

NEW

##### Dimensions:

25"(W) x 27"(D) x 47.5" - 51.5"(H)

##### Materials:

Mesh Fabric

Color ●

##### Description:

- Breathable mesh back and molded foam seat
- Single touch push button mechanism
- 3D multi-directional armrests
- Seat slider and headrest
- 25" Nylon base
- Arm height 27" - 30"
- Weight Capacity 275 lbs



### B6044

#### MESH TASK CHAIR

A B C G K

##### Dimensions:

27"(W) x 27"(D) x 40.5" - 43.5"(H)

##### Materials:

Mesh Fabric

Color ●

##### Description:

- Breathable mesh upholstery
- Built in lumbar support
- 2:1 Synchro tilt mechanism
- 27" High crown nylon base
- Arm height 25" - 31"
- Weight Capacity 275 lbs



### B6044AM-BK

#### MESH BACK TASK CHAIR

A B C G K

##### Dimensions:

27"(W) x 27"(D) x 40.5" - 43.5"(H)

##### Materials:

Mesh Fabric / Antimicrobial Vinyl

Color ●

##### Description:

- Breathable mesh back with built in lumbar support
- 2:1 Synchro tilt mechanism
- Antimicrobial vinyl seat
- 27" High crown nylon base
- Arm height 25" - 31"
- Weight Capacity 275 lbs



### B6376GY-GY

#### MESH TASK CHAIR

A B C

NEW

##### Dimensions:

24"(W) x 25"(D) 38" - 42"(H)

##### Materials:

Mesh Fabric / TV Fabric

Color ●

##### Description:

- Breathable linear mesh back and padded soft-touch fabric seat for comfort
- Ergonomic design for comfort
- 25" Grey nylon base
- Arm height 25.5" - 29.5"
- Weight Capacity 275 lbs



## B580

### WEB MESH CHAIR

**A B C D L**

**Dimensions:**  
27"(W) x 28"(D) x 41" - 44"(H)

**Materials:**  
Mesh Fabric / LeatherPlus

**Color** ●

**Description:**

- Breathable web mesh back
- LeatherPlus seat and outer back
- Web tension knob to adjust weight distribution and back support
- 27" Nylon base
- Arm height 24.5" - 31"
- Weight Capacity 275 lbs



## B605 | B606

### COMMERCIAL GRADE MESH TASK CHAIR

**A B**

**Dimensions:**  
19"(W) x 25.5"(D) x 35" - 40"(H)

**Materials:**  
Mesh Fabric

**Color** ●

**Description:**

- Breathable linear mesh back
- Contoured fabric seat with ample foam for comfort and durability
- 25" Nylon base
- Arm height 24" - 29" (B606)
- Weight Capacity 275 lbs



## B6568-BK

### MESH BACK TASK CHAIR W/SEAT SLIDER

**A B C D H K** NEW

**Dimensions:**  
26.5"(W) x 26.5"(D) x 39" - 42"(H)

**Materials:**  
Mesh Fabric

**Color** ●

**Description:**

- Breathable linear mesh back
- Adjustable lumbar support
- Seat slider and adjustable arms
- 25" High crown nylon base
- Arm height 24.5" - 30.5"
- Weight Capacity 275 lbs



## B6366BK-BK | B6366WT-GY

### FLIP ARM MESH TASK CHAIR

**A B C** NEW

**Dimensions:**  
24.5"(W) x 25.5"(D) x 38" - 41"(H)

**Materials:**  
Mesh Fabric

**Color** ● ○

**Description:**

- Breathable mesh back
- Adjustable lumbar support
- 25" White high crown nylon base
- Arm height 27" - 30"
- Weight Capacity 275 lbs

## MESH SEATING



### B6105 | B6106

#### BUDGET MESH TASK CHAIR

**A B C D**

**Dimensions:**  
25"(W) x 25"(D) x 35" - 38"(H)

**Materials:**  
Mesh Fabric

**Color** ●

**Description:**

- Breathable mesh seat and back
- Fixed T arms (B6106)
- 27" Nylon base
- Arm height 25" - 28"
- Weight Capacity 275 lbs



### B6115C-CS | B6116C-CS

#### BUDGET MESH TASK CHAIR

**A B C D**

**Dimensions:**  
25"(W) x 25"(D) x 35" - 38"(H)

**Materials:**  
Mesh Fabric / Caressoft Vinyl

**Color** ●

**Description:**

- Breathable mesh back
- Caressoft vinyl seat
- Fixed T arms (B6116C-CS)
- 25" Chrome base
- Arm height 25" - 28"
- Weight Capacity 275 lbs



### B6716-BK

#### MESH BACK 3-PADDLE TASK CHAIR

**A B C F I K**

**Dimensions:**  
25"(W) x 26"(D) 39.5" - 44"(H)

**Materials:**  
Mesh Fabric

**Color** ●

**Description:**

- Breathable mesh back and lumbar support
- 4" SereneSoft seat for added comfort
- 27" High crown nylon base
- Arm height 25.5" - 32"
- Weight Capacity 275 lbs
- [Seat cover \(B6COVER\) compatible](#)
- [With optional seat slider \(B6716-SS-BK\)](#)



### B6706-BK

#### MESH TASK CHAIR

**A B C D I K**

**Dimensions:**  
25"(W) x 26"(D) x 39.5" - 44"(H)

**Materials:**  
Mesh Fabric

**Color** ●

**Description:**

- Breathable mesh seat and back
- Adjustable lumbar support
- 25" Nylon base
- Arm height 25" - 32"
- Weight Capacity 275 lbs
- [Seat cover \(B6COVER\) compatible](#)



# Task Seating



## B9533C-WT

### RIBBED TASK CHAIR

**Materials:**

CaressoftPlus Vinyl



**Dimensions:**

27"(W) x 27"(D) x 35.5" - 43.5"(H)

**Description:**

- Stylish ribbed cushion design
- Fixed chrome armrests
- 25" High crown chrome base
- Arm height 25.5" - 32"
- Weight Capacity 275 lbs

**Color** ● ● ○

B9533C-BK



B9533C-GY



B9534C-BK

PVC Vinyl  
Armless



# TASK SEATING

## B1560

### LEATHER TASK CHAIR

ABCD

#### Materials:

LeatherPlus

#### Dimensions:

27"(W) x 29"(D) x 40.5" - 44"(H)

Color ●

#### Description:

- Mid-back styling with extra large seat and back cushions
- 27" Nylon base
- Arm height 26" - 29.5" (B1562)
- Arm height 27.5" - 33.5" (B1563)
- Weight Capacity 275 lbs



## B1562

Loop Arms



## B1563

Adjustable Arms

ABCDK



## B3035-BK

### MULTI-FUNCTION FABRIC TASK CHAIR

ABFI

#### Materials:

Crepe Fabric

#### Dimensions:

27"(W) x 27"(D) x 35.5" - 43.5"(H)

#### Description:

- Multi-function 3 paddle mechanism
- 27" Nylon base
- Arm height 25.5" - 32" (B3036-BK)
- Arm height 25.5" - 29" (B3037-BK)
- Weight Capacity 275 lbs

Color ●



## B3036-BK

Adjustable Arms

ABFIK



## B3037-BK

Loop Arms



**B306** **A B J K L**

Adjustable Arms



**B307**

Loop Arms



**B305**

POSTURE TASK CHAIR

**A B J**

**Materials:**  
LeatherPlus

**Dimensions:**  
25"(W) x 25"(D) x 34.5" - 39.5"(H)

**Description:**

- Thick padded seat and back with built-in lumbar support
- Waterfall seat design for comfort
- 25" Nylon base
- Arm height 24.5" - 32.5" (B306-BK)
- Arm height 26" - 31" (B307-BK)
- Weight Capacity 275 lbs

**Color** ●

**B1015-BK**

Loop Arms



**B1014-BK**

Adjustable Arms

**A B C D K L**



**B1016-BK**

MID-BACK TASK OFFICE CHAIR

**A B C D**

**Materials:**  
Commercial Grade Task Fabric

**Dimensions:**  
27"(W) x 27"(D) x 36.5" - 41"(H)

**Description:**

- Mid-back styling with extra large seat and back cushion
- 27" Nylon base
- Arm height 25.5" - 29" (B1014-BK)
- Arm height 25.5" - 32" (B1015-BK)
- Weight Capacity 275 lbs

**Color** ●

## TASK SEATING



### B426-BK RIBBED BACK TASK CHAIR

A B C D

**Dimensions:**  
24.5"(W) x 28.5"(D)  
x 39.5" - 42"(H)

**Materials:**  
CaressoftPlus

**Color** ●

**Description:**

- Ribbed cushion design
- Durable polyurethane fixed armrests
- 25" Nylon base
- Arm height 26" - 28.5"
- Weight Capacity 275 lbs



### B436C-CP RETRO TASK CHAIR

A B C D

**Dimensions:**  
25"(W) x 26"(D) x 36.5" - 39.5"(H)

**Materials:**  
CaressoftPlus

**Color** ●

**Description:**

- Fixed chrome armrests
- 25" Chrome base
- Arm height 25" - 28"
- Weight Capacity 275 lbs



### B330-BK | B331-BK MILLENNIAL MODERN HOME OFFICE CHAIR

A B C D

**Dimensions:**  
25"(W) x 27"(D) 37" - 40"(H)

**Materials:**  
CaressoftPlus

**Color** ●

**Description:**

- 25" High crown chrome base
- Fixed chrome armrests (B331-BK)
- Arm height 25" - 28"
- Weight Capacity 275 lbs





## B4035C-TAN

CHANNEL BACK TASK CHAIR

**A B C D**

**Materials:**

Leathaire or Boucle Fabric

**Dimensions:**

27.5"(W) x 25"(D) x 33.5" - 36.5"(H)

**Description:**

- Extra thick cushions
- 25" High crown chrome base
- Weight Capacity 275 lbs

Color ● ● ●

## B4035C-BBK

Black Boucle Fabric



## B4035C-BCRM

Cream Boucle Fabric



## B576-GY

BOYLE DESK CHAIR

**A B C D**

**Dimensions:**

23.5"(W) x 27"(D) x 32.5" - 35.5"(H)

**Materials:**

Poly-Linen Weave

Color ●

**Description:**

- Foam padded seat
- 25" Nylon base
- Weight Capacity 275 lbs

## TASK SEATING



### B1002-BK

#### HIGH-BACK TASK CHAIR

A B C F I K L

**Dimensions:**  
30.5"(W) x 27"(D) x 38" - 42"(H)

**Materials:**  
Commercial Grade Task Fabric

**Color** ●

**Description:**

- Molded foam waterfall seat design
- Ratchet back and adjustable armrests
- 27" Nylon base
- Arm height 24.5" - 31"
- Weight Capacity 275 lbs
- [Optional seat slider \(B1002-SS-BK\)](#)



### B205-BK

#### FABRIC STENO CHAIR

A B J

**Dimensions:**  
22"(W) x 22"(D) x 37" - 40"(H)

**Materials:**  
Crepe Fabric

**Color** ●

**Description:**

- Durable plastic protects seat back and bottom from tears
- 25" Nylon base
- Weight Capacity 275 lbs



### B9090-BK | B9090-CS

#### DIAMOND TASK CHAIR

A B J

**Dimensions:**  
25"(W) x 25"(D) x 32" - 40"(H)

**Materials:**  
Crepe Fabric / Antimicrobial Vinyl

**Color** ●

**Description:**

- Contoured back and seat
- Extra large cushions
- 25" Nylon base
- Weight Capacity 275 lbs



### B9091-BK | B9091-CS

#### DIAMOND TASK CHAIR

A B J K L

**Dimensions:**  
25"(W) x 25"(D) x 32" - 40"(H)

**Materials:**  
Crepe Fabric / Antimicrobial Vinyl

**Color** ●

**Description:**

- Contoured back and seat
- Extra large cushions
- 25" Nylon base
- Arm height 24" - 32"
- Weight Capacity 275 lbs

## B315-BK | B315-BE | B315-BY | B315-GY

### PERFECT POSTURE DELUXE OFFICE TASK CHAIR

**Dimensions:**

25"(W) x 25"(D) x 35"- 40"(H)

**Materials:**

Tweed Fabric

**Description:**

- Thick padded cushions with built-in lumbar support
- Waterfall seat design for comfort
- 25" Nylon base
- Arm height 26" - 34.5" (B316) / 24" - 32" (B317)
- Weight Capacity 275 lbs

Color ● ● ● ●

A B J



## B316-BK | B316-BE | B316-BY | B316-GY

### ADJUSTABLE ARMS A B J K L



## B317-BK | B317-BE | B317-BY | B317-GY

### LOOP ARMS A B J



# Stools Seating

## B245-BK

BE WELL MEDICAL SPA  
ADJUSTABLE STOOL



### Materials:

Caresoft Antimicrobial Vinyl

### Dimensions:

25" (W) x 24" (D) x 20.5" - 26.5" (H)

### Description:

- Back cushion with adjustable depth
- 4" Thick durable molded foam seat
- Adjustable seat height with 6" vertical range
- Ergonomic design
- 25" Chrome base
- Weight Capacity 275 lbs

Color ● ● ●



B245-GY



B245-BG

## B16245-BK | B16245-GY | B16245-BY

Dimensions: 25" (W) x 25" (D) x 28" - 34" (H) | 20" chrome footring





## B240-BK | B240-GY | B240-BG

### THE DOT STOOL

**Dimensions:**

25"(W) x 24"(D) x 20.5" - 26.5"(H)

**Materials:**

Caressoft Antimicrobial Vinyl

**Description:**

- 4" thick durable molded foam seat
- Adjustable seat height with 6" vertical range
- 25" Chrome base
- Weight Capacity 275 lbs

Color ● ● ●

A B



## B16240-BK | B16240-GY | B16240-BG

Dimensions: 25"(W) x 25"(D) x 28" - 34"(H) | 20" chrome footring



## B210-BK | B16210-BK

### THE DOT STOOL

A B

**Dimensions:**

(B210-BK)  
25"(W) x 25"(D) x 18" - 23"(H)

(B16210-BK)  
25"(W) x 25"(D) x 26.5" - 31"(H)

**Materials:**

Mesh Fabric

Color ●

**Description:**

- Breathable molded foam seat
- Adjustable seat height with 6" vertical range
- 25" Nylon base
- 20" Chrome footring (B16210)
- Weight Capacity 275 lbs

## STOOLS SEATING



### B210V-BK

#### THE DOT STOOL

A B

**Dimensions:**

25"(W) x 25"(D) x 18" - 23"(H)

**Materials:**

Antimicrobial Vinyl

**Color** ●

**Description:**

- Molded foam seat cushion
- Adjustable seat height with 6" vertical range
- 25" Nylon base
- Weight Capacity 275 lbs



### B229-BK

#### CHROME STOOL

A B J K L

**Dimensions:**

16.5"(W) x 16.5"(D) x 29"(H)

**Materials:**

PVC Vinyl

**Color** ●

**Description:**

- 4 Leg chrome finished tubular steel frame
- Molded foam seat cushion
- Chrome footring for added support
- Weight Capacity 275 lbs

### B16215

#### MESH DRAFTING STOOL

A B

**Materials:**

Mesh Fabric

**Dimensions:**

25"(W) x 25"(D) x 42" - 45.5"(H)

**Color** ●

**Description:**

- Breathable mesh open mid back styling
- Solid metal back frame with ballistic nylon wrap
- 25" Nylon base and 20" chrome footring
- Arm height 33.5" - 40.5" (B16216)
- Arm height 33.5" - 37" (B16217)
- Weight Capacity 275 lbs



### B16216

Adjustable Arms

A B K L



### B16217

Loop Arms



**B1615-BK | B1615-BE | B1615-BY | B1615-GY**

PERFECT POSTURE DELUXE OFFICE TASK CHAIR

**Dimensions:**

25"(W) x 25"(D) x 44.5" - 49.5"(H)

**Materials:**

Tweed Fabric

**Description:**

- Thick padded cushions with built-in lumbar support
- Waterfall seat design for comfort
- 25" Nylon base and 20" chrome footring
- Arm height 33.5" - 42" (B1616) / 34" - 39" (B1617)
- Weight Capacity 275 lbs

Color

**A B**



**B1616-BK | B1616-BE | B1616-BY | B1616-GY**

ADJUSTABLE ARMS **A B K L**



**B1617-BK | B1617-BE | B1617-BY | B1617-GY**

LOOP ARMS **A B**



# STOOLS SEATING

## B1635-BK

MULTI-FUNCTION  
DRAFTING STOOL

ABFI

**Materials:**

Crepe Fabric

**Dimensions:**

27"(W) x 35.5"(D) x 43.5"- 48"(H)

Color ●

**Description:**

- 20" Chrome footring
- 27" Nylon base
- Arm height 33.5" - 40" (B1636-BK)
- Arm height 33.5" - 37" (B1637-BK)
- Weight Capacity 275 lbs
- [Optional glides \(TU021\)](#)



## B1636-BK

Adjustable Arms

ABFIKL



## B1637-BK

Loop Arms



## B1645

MULTI-FUNCTION  
DRAFTING STOOL

ABFI

**Materials:**

LeatherPlus

**Dimensions:**

27"(W) x 35.5"(D) x 43.5"- 48"(H)

Color ●

**Description:**

- 20" Chrome footring
- 27" Nylon base
- Arm height 33.5" - 40" (B1646)
- Arm height 33.5" - 37" (B1647)
- Weight Capacity 275 lbs
- [Optional glides \(TU021\)](#)



## B1646

Adjustable Arms

ABFIKL



## B1647

Loop Arms







## B1690-BK | B1691-BK

### STAND UP DRAFTING STOOL

**A B J** | **A B J K L** (B1691-BK)

**Dimensions:**  
27"(W) x 27"(D) x 38" - 41"(H)

**Materials:**  
Crepe Fabric

**Color** ●

**Description:**

- Contoured back and seat for added comfort
- 20" Chrome footring
- 27" Nylon base
- Adjustable arms (B1691-BK)
- Arm height 33.5" - 41.5"
- Weight Capacity 275 lbs
- [Optional glides \(TU021\)](#)



## B1690-CS | B1691-CS

### STAND UP DRAFTING STOOL

**A B J** | **A B J K L** (B1691-BK)

**Dimensions:**  
25"(W) x 25"(D) x 41.5" - 49.5"(H)

**Materials:**  
Antimicrobial Vinyl

**Color** ●

**Description:**

- Contoured back and seat for added comfort
- 20" Chrome footring
- 27" Nylon base
- Adjustable arms (B1691-CS)
- Arm height 33.5" - 41.5"
- Weight Capacity 275 lbs
- [Optional glides \(TU021\)](#)



## B1680-BK | B1681-BK

### HEAVY DUTY OFFICE STOOL - 300LB

**A B** | **A B K** (B1681-BK)

**Dimensions:**  
27"(W) x 27"(D) x 43" - 46.5"(H)

**Materials:**  
CaressoftPlus

**Color** ●

**Description:**

- Extra large seat and back cushion
- 20" Footring
- 25" Nylon base
- Arm height 31.5" - 38.5"
- Weight Capacity 300 lbs

## STOOLS SEATING



### B1676WT-GY

#### FLIP ARM MESH STOOL TASK CHAIR

A B

NEW

**Dimensions:**

23"(W) x 24"(D) x 41.5" - 46"(H)

**Materials:**

Mesh Fabric / TV Fabric

Color

**Description:**

- Breathable linear mesh back and padded soft-touch fabric
- Ergonomic design for comfort
- Adjustable flip arms
- 25" White nylon base and 20" footring
- Arm height 18" - 23"
- Weight Capacity 275 lbs



### B16376GY-GY

#### ALL GREY STOOL TASK CHAIR

A B

NEW

**Dimensions:**

22.5"(W) x 26"(D) x 45.5" - 49.5"(H)

**Materials:**

Mesh / TV Fabric

Color

**Description:**

- Breathable linear horizontal mesh back
- Soft-touch high-density foam seat
- 25" Grey nylon base and 20" footring
- Arm height 33.5" - 37.5"
- Weight Capacity 275 lbs



### B16020 | B16021

#### MESH DRAFTING STOOL

A B K

**Dimensions:**

27"(W) x 27"(D) x 46" - 49"(H)

**Materials:**

Mesh Fabric

Color

**Description:**

- Breathable mesh seat and back
- Height adjustable arms (B16021)
- Contoured 4" high density foam cushion
- 27" Nylon base and 20" chrome footring
- Arm height 32" - 39"
- Weight Capacity 275 lbs



### B16605 | B16606

#### COMMERCIAL GRADE MESH STOOL

A B

**Dimensions:**

24.5"(W) x 25.5"(D) 43" - 48"(H)

**Materials:**

Mesh Fabric

Color

**Description:**

- Breathable linear mesh back and commercial grade contoured cushion
- 25" Nylon base and 20" chrome footring
- Arm height 35.5" (B16606)
- Weight Capacity 275 lbs



## B16223-BK

### FLIP ARM MESH DRAFTING STOOL



**Dimensions:**

25" (W) x 25.5" (D) x 44.5" - 47.5" (H)

**Materials:**

Mesh Fabric / Antimicrobial Vinyl

**Color** ●

**Description:**

- Breathable mesh back
- Built-in lumbar support
- Flip up armrests
- 25" Nylon base and 20" chrome footring
- Arm height 32.5" - 35.5"
- Weight Capacity 275 lbs



## B16366BK-BK | B16366WT-GY

### FLIP ARM MESH STOOL TASK CHAIR



NEW

**Dimensions:**

24.5" (W) x 25.5" (D) x 46.5" - 47" (H)

**Materials:**

Mesh / TV Fabric

**Color** ● ●

**Description:**

- Breathable linear mesh back
- Soft-touch foam padded seat
- Flip up armrests
- 25" Nylon base and 20" metal footring
- Arm height 34.5" - 37.5"
- Weight Capacity 275 lbs



## B169503-CS | B16909-CS

### CONTEMPORARY COUNTER STOOL

**Dimensions:**

24" (W) x 22" (D) x 42" (H)

**Materials:**

Caressoft Vinyl  
Mesh / Caressoft Vinyl (B16909)

**Color** ●

**Description:**

- Bar height stool
- Breathable linear mesh back
- 4 Leg tubular steel frame
- Arm height 35.5"
- Weight Capacity 275lbs



## B16400-BK-2

### STACK STOOL (SET OF 2)

**Dimensions:**

22.5" (W) x 22.5" (D) x 44.5" (H)

**Materials:**

Polypropylene

**Color** ●

**Description:**

- Bar height stool
- Sturdy chrome tubular frame
- Flex back
- Stackable up to 5 chairs high
- Weight Capacity 275lbs
- Sold in carton of 2

# Guest Seating

## B619

### BOX ARM CHAIR

#### Materials:

CaressoftPlus with Mahogany legs

#### Dimensions:

26"(W) x 27"(D) x 35.5"(H)

#### Description:

- Mid-back box arm styling
- Easy cleaning
- Arm height 25.5"
- Weight Capacity 275 lbs

Color ● ●



## B639-BK

#### Materials:

CaressoftPlus with black legs



## B659-MG

#### Materials:

Commercial Linen with black legs

## B529QBK-BK | B529BK-BK | B529DW-SG

Dimensions: 25.5"(W) x 29"(D) x 28"(H) | Extra large padded seat for extra comfort | Color ● ●



- Quilted CaressoftPlus
- Black wood legs



- CaressoftPlus
- Black wood legs



- Commercial Grade Linen
- Drifwood finished legs





N6CT-M



N6ST-M

## B629M

### MID BACK BOX ARM CHAIR

**Dimensions:**  
24.5" (W) x 25" (D) x 35" (H)

**Materials:**  
Caressoft Vinyl

**Color** ●

**Description:**

- Mahogany wood finished legs
- Arm height 25"
- Weight Capacity 275 lbs
- [Optional connecting tables \(N6CT-M / N6ST-M\)](#)  
SOLD SEPARATELY



## B9580BK-BK | B9580DW-SG

### NTR (NO TOOLS REQUIRED) CHAIR

**Dimensions:**  
23" (W) x 27" (D) x 34" (H)

**Materials:**  
Antimicrobial Vinyl (B9580BK)  
Commercial Linen (B9580DW)

**Color** ● ●

**Description:**

- No Tools Required for assembly
- Thick padded back and seat
- Black wood finished frame (B9580BK)
- Driftwood finished frame (B9580DW)
- Arm height 26.5"
- Weight Capacity 275 lbs



## B489C-GR

### GRANITE LINEN GUEST CHAIR

**Dimensions:**  
22.5" (W) x 24.5" (D) x 32" (H)

**Materials:**  
Linen Fabric

**Color** ●

**Description:**

- 4 Tubular chrome chair base
- Breathable semi-open back cushion for added comfort
- Fixed arm design
- Weight Capacity 275 lbs



## B579-GY

### BOYLE GUEST CHAIR

**Dimensions:**  
24" (W) x 25" (D) x 31.5" (H)

**Materials:**  
Poly-Linen Weave

**Color** ●

**Description:**

- Soft touch fabric
- Foam padded seat
- Grey wood tone steel legs
- Weight Capacity 275 lbs



## BR8001AM-BK

### ANTIMICROBIAL LOUNGE CHAIR

**Materials:**  
Antimicrobial Vinyl

**Dimensions:**  
32.5"(W) x 30.5"(D) x 31"(H)

**Description:**

- Clean line design and fixed box arms
- Thick cushion
- Powder coated nickel finished legs
- Legs are equipped with levelers for stability
- Weight Capacity 275 lbs

**Color** ●



## B8999-C | B8999-M

### MID BACK WOOD FINISHED CHAIR

**Materials:**  
CaressoftPlus Vinyl

**Dimensions:**  
26"(W) x 23"(D) x 39"(H)

**Description:**

- Dacron filled top cushions with perforated centers
- Cherry wood finish (B8999-C)
- Mahogany wood finish (B8999-M)
- Arm height 26.5"
- Weight Capacity 275lbs

**Color** ● ●



## B959-BK | B959-BY

### PILLOW TOP HIGH BACK CHAIR

**Materials:**  
Caressoft or Oxblood Vinyl

**Dimensions:**  
24.5"(W) x 27"(D) x 35.5"(H)

**Description:**

- Classic traditional button tufted design
- Hand applied brass nail head trim
- Mahogany wood finish
- Arm height 25"
- Weight Capacity 275 lbs

**Color** ● ●

## B809-BK | B809-BY

### WINGBACK TRADITIONAL CHAIR

**Dimensions:**  
29" (W) x 32" (D) x 41.5" (H)

**Materials:**  
Caresoft Vinyl  
Oxblood Vinyl

**Color** ● ●

**Description:**

- Classic traditional button tufted design
- Hand applied brass nail head trim
- Mahogany wood finished legs
- Arm height 25"
- Weight Capacity 275 lbs



## B689

### MID BACK CHAIR

**Dimensions:**  
26" (W) x 25.5" (D) x 35.5" (H)

**Materials:**  
LeatherPlus

**Color** ●

**Description:**

- Black steel legs and arms
- Arm height 26"
- Weight Capacity 275 lbs



## B7509

### EXECUTIVE MID BACK CHAIR

**Dimensions:**  
23.5" (W) x 24" (D) x 34.5" (H)

**Materials:**  
LeatherPlus

**Color** ●

**Description:**

- Padded armrests
- Black steel legs
- Arm height 26"
- Weight Capacity 275 lbs

## GUEST SEATING

### B9501-CS

DIAMOND  
STACKING CHAIR

**Materials:**  
Caressoft Vinyl

**Dimensions:**  
23.5"(W) x 23"(D) x 30.5"(H)

**Color** ●

**Description:**

- Powder coated steel frame
- Molded arm caps
- Waterfall seat design for comfort
- Stackable up to 4 chairs high
- Arm height 25.5"
- Weight Capacity 275 lbs



### B9503-CS

Square back



### B9505-CS

Armless



### B9501-BK

**Materials:**  
Crepe Fabric



### B9503-BK

Square back



### B1400-BK

STACK CHAIR - AVAILABLE IN PACKS OF 2, 4, OR 5 UNITS

**Dimensions:**  
24"(W) x 25"(D) x 31.5"(H)

**Materials:**  
Polypropylene

**Color** ●

**Description:**

- Chrome frame and wall saver design
- Fully assembled stackable up to 5 high
- Weight Capacity 275 lbs
- [Optional Dolly \(D100\)](#) - stackable up to 16 high - SOLD SEPARATELY
- [Optional Ganging clamps \(B1400GC\)](#) - SOLD SEPARATELY



## B6909-CS

### STACKABLE MESH CHAIR

**Dimensions:**

24"(W) x 24"(D) x 33"(H)

**Materials:**

Caressoft Vinyl  
Mesh Fabric

**Color** ● ●

**Description:**

- Waterfall seat design
- Powder coated tubular steel frames
- Stackable up to 4 and patented modern design
- Arm height 25.5"
- Weight Capacity 275 lbs



### B6909-BK

Mesh seat



### B6909-GY

Mesh seat



### B6919

Armless with Mesh seat



## B6909R-CS

### STACKABLE MESH CHAIR

**Dimensions:**

24"(W) x 24"(D) x 33"(H)

**Materials:**

Caressoft Vinyl

**Color** ●

**Description:**

- Breathable linear mesh back
- Tubular steel legs with casters
- Stackable up to 4 high
- Arm height 25.5"
- Weight Capacity 275 lbs



## B1806P-BK

### MESH TRAINING CHAIR - (SET OF 2)

**Dimensions:**

23.5"(W) x 23"(D) x 33.5"(H)

**Materials:**

Mesh / CaressoftPlus Vinyl

**Color** ●

**Description:**

- Sold in carton of 2
- Pewter finished sturdy metal frame
- Folding seat allows chairs to nest together for storage
- Arm height 26.5"
- Weight Capacity 275 lbs

## GUEST SEATING

### B9479-BK

#### MID BACK EXECUTIVE CHAIR

**Materials:**

CaresoftPlus Vinyl

**Dimensions:**

23.5"(W) x 23"(D) x 30.5"(H)

Color ● ● ○

**Description:**

- Metal chrome plate armrests topped with arm pads
- Chrome cantilever base
- Arm height 27"
- Weight Capacity 275 lbs



B9479-GY



B9479-WT



### B6889-BK

#### MESH CHAIR

**Dimensions:**

24"(W) x 24"(D) x 35.5"(H)

**Materials:**

Mesh Fabric

Color ●

### B6889R-BK

#### MESH W/ CASTERS

**Dimensions:**

24"(W) x 23"(D) x 35.5"(H)

**Description:**

- Pivoting linear mesh back design
- Tubular steel legs with casters
- Waterfall seat design for comfort
- Arm height 25.5" | 26" (B6889-BK)
- Weight Capacity 275 lbs
- [Seat cover compatible \(Excludes B6COV21 / B6COV22\)](#)



### B9503R-CS

#### SQUARE BACK DIAMOND STACKING CHAIR

**Dimensions:**

24"(W) x 22.5"(D) x 31.5"(H)

**Materials:**

Antimicrobial Vinyl

Color ●

**Description:**

- Tubular steel legs with casters
- Waterfall seat design for comfort
- Stackable up to 4 high
- Weight Capacity 275 lbs



## B6409 | B6419-CG

### MESH BACK CHAIR

**Dimensions:**  
24"(W) x 24"(D) x 33"(H)

**Materials:**  
Mesh Fabric (B6419-CG)  
Mesh Fabric / LeatherPlus

**Color** ● ●

**Description:**

- Waterfall seat design
- Powder coated tubular steel frame
- Patented contemporary design
- Arm height 27"
- Weight Capacity 275 lbs



## B9536-BK-2 | B9536-GY-2

### CHROME SIDE CHAIR - (SET OF 2)

**Dimensions:**  
23"(W) x 24.5"(D) x 37.5"(H)

**Materials:**  
CaressoftPlus Vinyl

**Color** ● ●

**Description:**

- Sold in set of 2
- Padded armrests
- Sturdy chrome cantilever base
- Arm height 27.5"
- Weight Capacity 275 lbs



## B9570-BK | B9570-GY

### MAHOGANY FRAME CHAIR

**Dimensions:**  
24"(W) x 25"(D) x 34"(H)

**Materials:**  
Task Fabric

**Color** ● ●

**Description:**

- Molded wood frame with mahogany finish
- Extra thick seat and back cushion for greater comfort
- Arm height 25"
- Weight Capacity 275 lbs

## GUEST SEATING



### B7909

#### MID BACK CHAIR

**Dimensions:**  
27"(W) x 27"(D) x 40"(H)

**Materials:**  
CaressoftPlus

**Color** ●

**Description:**

- Integrated lumbar support
- Padded armrests
- Cantilever sled base
- Arm height 27"
- Weight Capacity 275 lbs



### B7309

#### MID BACK CHAIR

**Dimensions:**  
27"(W) x 28.5"(D) x 38"(H)

**Materials:**  
LeatherPlus

**Color** ●

**Description:**

- Ergonomic lumbar support
- Extra thick seat and back cushion
- Durable polypropylene armrests
- Cantilever sled base
- Arm height 25.5"
- Weight Capacity 275 lbs



### B8109

#### EXECUTIVE BUDGET CHAIR

**Dimensions:**  
27"(W) x 27"(D) x 40"(H)

**Materials:**  
LeatherPlus

**Color** ●

**Description:**

- Ergonomic lumbar support
- Polypropylene armrests
- Cantilever sled base
- Arm height 26"
- Weight Capacity 275 lbs



### B8309-BK

#### MID BACK CHAIR

**Dimensions:**  
25.5"(W) x 26"(D) x 41"(H)

**Materials:**  
Crepe Fabric

**Color** ●

**Description:**

- Ergonomic lumbar support
- Polypropylene armrests
- Cantilever sled base
- Arm height 26"
- Weight Capacity 275 lbs



## B9519

### SLED BASE SIDE CHAIR

**Materials:**

LeatherPlus

**Dimensions:**

23"(W) x 24.5"(D) x 34.5"(H)

**Color** ●

**Description:**

- Polished tubular steel frame coated with black scratch resistant finish
- Thick contoured seat and back cushions for added comfort and support
- Moves smoothly over hard surface and plush carpet
- Arm height 25.5"
- Weight Capacity 275 lbs



## B9529

Arms without padding



B9529-BG

NEW



B9529-GY

NEW

## B9539

Armless



## B9521-BK

### FABRIC GUEST CHAIR

**Materials:**

Contract Fabric

**Dimensions:**

23"(W) x 24.5"(D) x 34.5"(H)

**Color** ● ● ●

**Description:**

- Polished tubular steel frame coated with black scratch resistant finish
- Thick contoured seat and back cushions for added comfort and support
- Curved arms easily clear front edges when pulled close to table
- Arm height 26.5"
- Weight Capacity 275 lbs



## B9521-BE



## B9521-GY



# Simple System

A modular benching system for those who are looking for quality, flexible, contemporary office systems at a budget price.

## Our Simple System

Durable Steel Frames | Frosted Plexiglass Panels





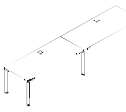
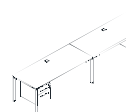
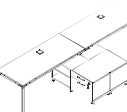



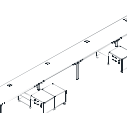





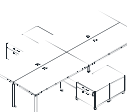
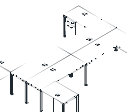
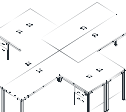
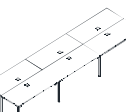
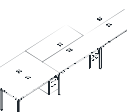
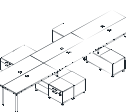

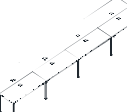
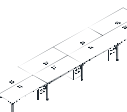
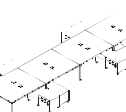
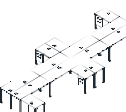
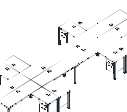




Variety of Storage Options | Standing Height Desks





## Simple Systems Configurations

Using individual components, a wide array of both private and collaborative configurations are available

						
SGSD001	SGSD002	SGSD003	SGSD004	SGSD005	SGSD006	SGSD007
						
SGSD008	SGSD009	SGSD010	SGSD011	SGSD012	SGSD013	SGSD014
						
SGSD015	SGSD016	SGSD017	SGSD018	SGSD019	SGSD020	SGSD021
						
SGSD022	SGSD023	SGSD024	SGSD025	SGSD026	SGSD027	SGSD028
						
SGSD029	SGSD030	SGSD031	SGSD032			









Please contact your sales rep or our office staff regarding configuration options

## 24" DESK COMPONENTS

	MODEL	DESCRIPTION	SIZE (INCHES)
	<b>S101-DW</b> <b>S101-WT</b>	<b>Desk Top</b> With 1 Center, 3" Round Grommet <i>Available in Driftwood or White</i>	59"(W) x 23.6"(D) x 1"(H)
	<b>S102-DW</b> <b>S102-WT</b>	<b>Desk Top</b> With 1 Center, 3" Round Grommet <i>Available in Driftwood or White</i>	66"(W) x 23.6"(D) x 1"(H)
	<b>S110-DW</b> <b>S110-WT</b>	<b>Desk Top</b> With 1 Center, 3" Round Grommet <i>Available in Driftwood or White</i>	48"(W) x 24"(D) x 1"(H)
	<b>S103</b>	<b>Side Leg &amp; Frame Set</b> Used in conjunction with S101, S102, S110 <i>Available in Silver</i>	23.6"(W) x 8.3"(D) x 28.5"(H)
	<b>S104</b>	<b>Middle Leg &amp; Frame Set</b> Used in conjunction with S101, S102, S110 <i>Available in Silver</i>	23.6"(W) x 16.5"(D) x 28.5"(H)
	<b>S105</b>	<b>3 Leg &amp; Frame Set</b> Used in conjunction with S101, S102, S110 (Face to Face) <i>Available in Silver</i>	47.2"(W) x 8.3"(D) x 28.5"(H)
	<b>S106</b> (2PCS/CTN)	<b>60" Metal Frame Bar</b> Used in conjunction with S101 & S201 <i>Available in Silver</i>	45.6"(W) x 1.2"(D) x 1.2"(H)
	<b>S107</b> (2PCS/CTN)	<b>66" Metal Frame Bar</b> Used in conjunction with S101 & S201 <i>Available in Silver</i>	52.67"(W) x 1.2"(D) x 1.2"(H)
	<b>S111</b> (2PCS/CTN)	<b>48" Metal Frame Bar</b> Used in conjunction with S110 <i>Available in Silver</i>	33.75"(W) x 1.2"(D) x 1.2"(H)
	<b>S109</b>	<b>Middle Leg &amp; Frame Set</b> Used in conjunction with S101 or S201 for use with S501 Cabinet <i>Available in Silver</i>	23.6"(W) x 16.5"(D) x 28.5"(H)
	<b>S112</b>	<b>40"(H) Legs for Standing Desk</b> For S110, S101, S102 Top (S101 & S102 – Also require S205 for Stability) <i>QTY of 2 Required for Desk</i>	23.6"(W) x 8.26"(D) x 40.35"(H)



## 30" DESK COMPONENTS







	MODEL	DESCRIPTION	SIZE (INCHES)
	<b>S201-DW</b> <b>S201-WT</b>	<b>Desk Top</b> With 2 Center, 3" Round Grommet <a href="#">Available in Driftwood or White</a>	59" (W) x 29.5" (D) x 1" (H)
	<b>S202-DW</b> <b>S202-WT</b>	<b>Desk Top</b> With 2 Center, 3" Round Grommet <a href="#">Available in Driftwood or White</a>	66" (W) x 29.5" (D) x 1" (H)
	<b>S203-DW</b> <b>S203-WT</b>	<b>Desk Top</b> With 2 Center, 3" Round Grommet <a href="#">Available in Driftwood or White</a>	70.8" (W) x 29.5" (D) x 1" (H)
	<b>S204</b>	<b>Side Leg &amp; Frame Set</b> Used in conjunction with S201, S202, S203 <a href="#">Available in Silver</a>	29.5" (W) x 8.3" (D) x 28.5" (H)
	<b>S205</b>	<b>Hanging Support Bar</b> Holds S503 Hanging PED on S201, S202, S203 (Length adjustable: 60" / 66" / 77") <a href="#">Available in Silver</a>	56.6 - 68.43" (W) x 1.2" (D) x 1.2" (H)
	<b>S206</b>	<b>Short Leg</b> Used in conjunction with S103, S104, S204 <a href="#">Available in Silver</a>	2" (W) x 1.2" (D) x 5.5" (H)
	<b>S207</b>	<b>Clamp</b> Used for ganging table frames together. Fits over 2 frame bars or leg bars <a href="#">Available in Silver</a>	2.6" (W) x 1.4" (D) x 1.2" (H)
	<b>S208</b>	<b>3 Leg</b> Used in conjunction with S201, S202, S203 (Face to Face) <a href="#">Available in Silver</a>	60" (W) x 8.3" (D) x 28.5" (H)
	<b>S209</b>	<b>Middle Leg &amp; Frame Set</b> Used in conjunction with S201, S202, S203 <a href="#">Available in Silver</a>	30" (W) x 16.5" (D) x 28.5" (H)
	<b>S106</b> (2PCS/CTN)	<b>60" Metal Frame Bar</b> Used in conjunction with S101 & S201 <a href="#">Available in Silver</a>	45.6" (W) x 1.2" (D) x 1.2" (H)
	<b>S107</b> (2PCS/CTN)	<b>60" Metal Frame Bar</b> Used in conjunction with S102 & S202 <a href="#">Available in Silver</a>	56.67" (W) x 1.2" (D) x 1.2" (H)
	<b>S108</b> (2PCS/CTN)	<b>71" Metal Frame Bar</b> Used in conjunction with S110 <a href="#">Available in Silver</a>	57.4" (W) x 1.2" (D) x 1.2" (H)

PRIVACY / MODESTY PANELS

	MODEL	DESCRIPTION	SIZE (INCHES)
	S301	<b>22" Frosted Plexi Top</b> Include (2) S307 Mounting Brackets	21.7"(W) x 0.3"(D) x 15.6"(H)
	S309	<b>28" Frosted Plexi Top</b> Include (2) S307 Mounting Brackets	27.6"(W) x 0.3"(D) x 15.6"(H)
	S310	<b>34" Frosted Plexi Top</b> Include (2) S307 Mounting Brackets	33.5"(W) x 0.3"(D) x 15.6"(H)
	S303	<b>45" Frosted Plexi Top</b> Include (2) S307 Mounting Brackets	45.3"(W) x 0.3"(D) x 115.6"(H)
	S302	<b>58" Frosted Plexi Top</b> Include (2) S307 Mounting Brackets	57.1"(W) x 0.3"(D) x 15.6"(H)
	S311	<b>64" Frosted Plexi Top</b> Include (2) S307 Mounting Brackets	64.2"(W) x 0.3"(D) x 15.6"(H)
	S312	<b>70" Frosted Plexi Top</b> Include (2) S307 Mounting Brackets	68.9"(W) x 0.3"(D) x 15.6"(H)
	S304	<b>48" Modesty Panel</b> Includes Mounting Brackets <i>Available in Silver</i>	48"(W) x 0.56"(D) x 16"(H)
	S315	<b>60" Modesty Panel</b> Includes Mounting Brackets <i>Available in Silver</i>	58.85"(W) x 0.56"(D) x 16"(H)
	S316	<b>66" Modesty Panel</b> Includes Mounting Brackets <i>Available in Silver</i>	66"(W) x 0.56"(D) x 16"(H)
	S307	<b>Top Mounting Bracket</b> <i>Available in Silver</i>	1.8"(W) x 1.3"(D) x 2.4"(H)
	S308	<b>Side Mounting Bracket</b> <i>Available in Silver</i>	2.95"(W) x 1.77"(D) x 3.62"(H)
<b>OUTLET / WIRE BOX</b>			
	S701	<b>Wire Box</b> (For wire management) <i>Available in Silver</i>	15.75"(W) x 7.5"(D) x 4.5"(H)
	SOT-4SW	<b>Electric Outlet</b> 2 Electrical / 2 USB on top Fits 3" Grommet hole <i>Available in Silver</i>	3.2" Diameter



## CONFERENCE TABLES

	MODEL	DESCRIPTION	SIZE (INCHES)
	<b>S401-DW</b> <b>S401-WT</b>	<b>Conference Table</b> Available in Driftwood or White	36"(W) x 36"(D) x 29.5"(H)
	<b>S402-DW</b> <b>S402-WT</b>	<b>Conference Table</b> (3 Cartons) 2 Center 3" Round Grommet Available in Driftwood or White	95"(W) x 47"(D) x 29.5"(H)
	<b>S403-DW</b>	<b>Conference Table</b> (4 Cartons) 3 Center 3" Round Grommet Available in Driftwood	142"(W) x 47"(D) x 29.5"(H)
OTHER			
	<b>S508-GY</b>	<b>Cushion</b> Used in conjunction with S501 Available in Grey Fabric	23"(W) x 19"(D) x 2.25"(H)
	<b>S601-DW</b> <b>S601-WT</b>	<b>Return with Top</b> With 1", 3" Round Grommet Top available in Driftwood or White Silver frames	35.4"(W) x 22.8"(D) x 29.5"(H)
	<b>S602</b>	<b>Return</b> Top Sold Separately (S110) Available in Silver	47.2"(W) x 23.6"(D) x 28.5"(H)



## CABINETS / STORAGE

	MODEL	DESCRIPTION	SIZE (INCHES)
	<b>S501</b>	<b>Side Cabinet Reversible</b> (2 Cartons) Available in 2 tone (Driftwood and White)	48"(W) x 20.47"(D) x 21.26"(H)
	<b>S502</b>	<b>Credenza</b> (2 Cartons) Available in 2 tone (Driftwood and White)	71"(W) x 19.6"(D) x 34.6"(H)
	<b>S503-DW</b> <b>S503-WT</b>	<b>Hanging B/F Pedestal</b> Require S205 for assembly under 30" desk tops (also can be used in conjunctions with S601) Available in Driftwood or White	15.5"(W) x 22.8"(D) x 19"(H)
	<b>S504-DW</b> <b>S504-WT</b>	<b>Mobile B/B/F Pedestal with Casters</b> Available in Driftwood or White	15.8"(W) x 22"(D) x 26.8"(H)
	<b>S505</b>	<b>Wardrobe</b> Available in 2 tone (Driftwood and White)	16"(W) x 20.5"(D) x 51"(H)
	<b>S506</b>	<b>Storage Cabinet</b> (2 Cartons) Available in 2 tone (Driftwood and White)	48"(W) x 15.748"(D) x 43"(H)
	<b>S507</b>	<b>Storage Cabinet</b> (2 Cartons) Available in 2 tone (Driftwood and White)	35.4"(W) x 11.8"(D) x 71"(H)






# Casegoods



## Commerce Laminate Series

- Thermal Fused Melamine
- 2-3 MM PVC Edge Banding
- 150 lbs Suspension on pedestals
- 3" Round grommets on all work surfaces
- Full modesty panel on all desks, bridges, and credenzas
- Side and corner interchangeable locks on pedestals
- File drawers accommodate either letter or legal filing
- Free standing units equipped with leveling glides



CASEGOODS COMMERCE LAMINATE SERIES

AVAILABLE FINISHES



RECTANGULAR DESK SHELLS

MODEL	SIZE (INCHES)
<b>N101</b>	71"(W) x 36"(D) x 29.5"(H)
<b>N102</b>	66"(W) x 30"(D) x 29.5"(H)
<b>N103</b>	60"(W) x 30"(D) x 29.5"(H)
<b>N104</b>	48"(W) x 24"(D) x 29.5"(H)



BULLET DESK SHELLS

MODEL	SIZE (INCHES)
<b>N147</b>	71"(W) x 35.5"(D) x 29.5"(H)



BOW FRONT DESK SHELLS

MODEL	SIZE (INCHES)
<b>N189</b>	71"(W) x 36/41"(D) x 29.5"(H)




CREDENZA

MODEL	SIZE (INCHES)
<b>N143</b>	71"(W) x 24"(D) x 29.5"(H)
<b>N111</b>	66"(W) x 24"(D) x 29.5"(H)



AVAILABLE FINISHES



RETURN (REVERSIBLE)

MODEL	SIZE (INCHES)
<b>N145</b>	48"(W) x 24"(D) x 29.5"(H)
<b>N191</b>	42"(W) x 20"(D) x 29.5"(H)
<b>N192</b>	36"(W) x 24"(D) x 29.5"(H)
<b>N196</b>	42"(W) x 24"(D) x 29.5"(H)



BRIDGE (REVERSIBLE)

MODEL	SIZE (INCHES)
<b>N170</b>	48"(W) x 24"(D) x 29.5"(H)
<b>N197</b>	42"(W) x 24"(D) x 29.5"(H)

BOOKCASE


	TYPE	MODEL	SIZE (INCHES)
	3-Shelf Bookcase	<b>N153</b>	31"(W) x 14"(D) x 37.33"(H)
	5-Shelf Bookcase	<b>N158</b>	31"(W) x 14"(D) x 65.5"(H)



## CASEGOODS COMMERCE LAMINATE SERIES



### AVAILABLE FINISHES



### HUTCH


	TYPE	MODEL	SIZE (INCHES)
	4 Door	<b>N140</b>	65" (W) x 15" (D) x 36" (H)
		<b>N144</b>	71" (W) x 15" (D) x 36" (H)
	2 Door	<b>N339</b>	48" (W) x 12" (D) x 36" (H)

### DRAWERS (Also available in Black)

	TYPE	MODEL	SIZE (INCHES)
	Center Drawer	<b>N185</b>	23.6" (W) x 7.8" (D) x 2.75" (H)
	Keyboard Tray	<b>N200</b>	23.6" (W) x 14" (D) x 1.2" (H)





## AVAILABLE FINISHES




## PEDESTAL

	TYPE	MODEL	SIZE (INCHES)
	3/4 Hanging Pedestal B/F	<b>N108</b>	16" (W) x 18" (D) x 19" (H)
	Mobile Pedestal F/F	<b>N149</b>	16" (W) x 22" (D) x 29.5" (H)
	Pedestal B/B/F	<b>N166</b>	16" (W) x 22" (D) x 28.5" (H)
	Pedestal F/F	<b>N176</b>	16" (W) x 22" (D) x 28.5" (H)


## CABINETS

	TYPE	MODEL	SIZE (INCHES)
	2 Drawer Lateral File	<b>N112</b>	31" (W) x 22" (D) x 29.5" (H)
	Storage Cabinet	<b>N113</b>	31" (W) x 22" (D) x 29.5" (H)
	Combo Lateral File	<b>N114</b>	31" (W) x 22" (D) x 29.5" (H)

CASEGOODS COMMERCE LAMINATE SERIES




AVAILABLE FINISHES




RECEPTION EDITION

	TYPE	MODEL	SIZE (INCHES)
	Reception Desk	<b>N168</b>	48" (W) x 25.6" (D) x 41.5" (H)
		<b>N169</b>	71" (W) x 30/36" (D) x 41.5" (H)
	Reversible Reception Return	<b>N180</b>	42" (W) x 24" (D) x 40" (H)
	Plexiglass Reception Desk (Driftwood)	<b>N369G-DW</b>	71" (W) x 36" (D) x 41.5" (H)





AVAILABLE FINISHES



RACETRACK CONFERENCE TABLE

MODEL	SIZE (INCHES)
<b>N135</b>	71"(W) x 35"(D) x 29.5"(H)
<b>N136</b>	95"(W) x 43"(D) x 29.5"(H)
<b>N137</b>	120"(W) x 48"(D) x 29.5"(H)



- Pneumatic gas lift height adjustable
- Locking casters
- **ONLY** available in Mahogany

ROUND MOBILE TABLE

MODEL	SIZE (INCHES)
<b>N30</b>	32"(D) x 25" - 34.5"(H)



ROUND CONFERENCE TABLE  
CHAIR SOLD SEPARATELY (Model: B9505)

MODEL	SIZE (INCHES)
<b>N123</b>	47"(D) x 29.5"(H)
<b>N127</b>	42"(D) x 29.5"(H)



# Components

## BASE

OPTIONAL sled base available to replace cantilever base for most Boss guest chairs



MODEL	DESCRIPTION
TU003NSB	Black sled base
TU003NSB-EE	Chrome sled base
TU009	Footring kit / Stool kit
TUR350-EE	27" Chrome base upgrade (available for most Boss chairs)
TU005	27" Black nylon base

## MECHANISM



MODEL	DESCRIPTION
NB702A	Knee Tilt (used on items B8992, B8997, and B9222)
TU001TP	2-Paddle Mechanism (used to upgrade standard spring tilt mechanism)
TU027	Seat Slider (can be added to any chair with 3 or 4 paddle mechanism)
YM7604	4-Paddle Mechanism (can be added to any chair with 3-paddle mechanism)

## GUIDES / CASTERS



MODEL	DESCRIPTION
TU021	Glides can be used in place of standard casters (set of 5)
TU016	Soft casters can be used in place of standard casters (set of 5)
TU015	Standard casters (set of 5)

## HANDLE



MODEL	DESCRIPTION
TUN005MHS	32MM Silver metal handle
TUN006MHS	96MM Silver metal handle



## GROMMET




MODEL	DESCRIPTION
TUN015SG	60MM Silver grommet
TUN017SG	80MM Silver grommet
TUN017BG	80MM Black grommet

## ARMREST



MODEL	DESCRIPTION
B909JARM	Adjustable arm (1 Pair)
BJ01	Armrest cover



## SEAT CARECOVERS

100% Polyester Fabric - Machine washable with warm water and only mild detergent

MODEL	DESCRIPTION
B6COVER09-NV	Navy seat cover
B6COVER08-DG	Dark grey seat cover
B6COVER15-GN	Green seat cover
B6COVER04-RD	Red seat cover
B6COVER11-LG	Light grey seat cover
B6COVER01-BK	Black seat cover
B6COVER10-PR	Purple seat cover
B6COV21	Black antimicrobial seat cover
B6COV22	Grey antimicrobial seat cover

# PRODUCT ICON INDEX

**OVERSIZE**

Ships Oversized



Ships LTL



Ships UPS/FEDEX



MAS Green Certified

ITEM	PAGE	ITEM	PAGE	ITEM	PAGE	ITEM	PAGE	ITEM	PAGE	ITEM	PAGE	ITEM	PAGE
B1002-BK	32	B10101-BK	06	B10101-GY	06	B1014-BK	29	B1015-BK	29	B1016-BK	29	B1400-BK	46



ITEM	PAGE	ITEM	PAGE	ITEM	PAGE	ITEM	PAGE	ITEM	PAGE	ITEM	PAGE	ITEM	PAGE
B1560	28	B1562	28	B1563	28	B16020	40	B16021	40	B1615-BK	37	B1615-BE	37



ITEM	PAGE	ITEM	PAGE	ITEM	PAGE	ITEM	PAGE	ITEM	PAGE	ITEM	PAGE	ITEM	PAGE
B1615-BY	37	B1615-GY	37	B1616-BK	37	B1616-BE	37	B1616-BY	37	B1616-GY	37	B1617-BK	37



ITEM	PAGE	ITEM	PAGE	ITEM	PAGE	ITEM	PAGE	ITEM	PAGE	ITEM	PAGE	ITEM	PAGE
B1617-BE	37	B1617-BY	37	B1617-GY	37	B16210-BK	35	B16215	36	B16216	36	B16217	36





























































ITEM	PAGE	ITEM	PAGE	ITEM	PAGE	ITEM	PAGE	ITEM	PAGE	ITEM	PAGE	ITEM	PAGE
B16223-BK	41	B16240-BK	35	B16240-BG	35	B16240-GY	35	B16245-BK	34	B16245-BG	34	B16245-GY	34




ITEM	PAGE	ITEM	PAGE	ITEM	PAGE	ITEM	PAGE	ITEM	PAGE	ITEM	PAGE	ITEM	PAGE							
B1635-BK	38	B1636-BK	38	B16366-BK-BK	41	B16366-WT-GY	41	B1637-BK	38	B16376GY-GY	40	B16400-BK-2	41							
B1645	38	B1646	38	B1647	38	B16605	40	B16606	40	B1676WT-GY	40	B1680-BK	39							
B1681-BK	39	B1690-BK	39	B1690-CS	39	B16909-CS	41	B1691-BK	39	B1691-CS	39	B169503-CS	41							
B1806P-BK	47	B205-BK	32	B210-BK	35	B210V-BK	36	B229-BK	36	B240-BK	35	B240-BG	35							
B240-GY	35	B245-BK	34	B245-BG	34	B245-GY	34	B3035-BK	28	B3036-BK	28	B3037-BK	28							
B305	29	B306	29	B307	29	B315-BK	33	B315-BE	33											

# PRODUCT ICON INDEX













































































ITEM	PAGE	ITEM	PAGE	ITEM	PAGE	ITEM	PAGE	ITEM	PAGE	ITEM	PAGE	ITEM	PAGE	ITEM	PAGE
B315-BY	33	B315-GY	33	B316-BK	33	B316-BE	33	B316-BY	33	B316-GY	33	B317-BK	33		
															
															
ITEM	PAGE	ITEM	PAGE	ITEM	PAGE	ITEM	PAGE	ITEM	PAGE	ITEM	PAGE	ITEM	PAGE	ITEM	PAGE
B317-BE	33	B317-BY	33	B317-GY	33	B330-BK	30	B331-BK	30	B4035C-BBK	31	B4035C-BCRM	31		
															
															
ITEM	PAGE	ITEM	PAGE	ITEM	PAGE	ITEM	PAGE	ITEM	PAGE	ITEM	PAGE	ITEM	PAGE	ITEM	PAGE
B4035C-TAN	31	B426-BK	30	B436C-CP	30	B489C-GR	43	B529BK-BK	42	B529DW-SG	42	B529QBK-BK	42		
															
															
ITEM	PAGE	ITEM	PAGE	ITEM	PAGE	ITEM	PAGE	ITEM	PAGE	ITEM	PAGE	ITEM	PAGE	ITEM	PAGE
B576-GY	31	B579-GY	43	B580	25	B601-BK	17	B6022	23	B6023	23	B6036-HR	24		
															
															
ITEM	PAGE	ITEM	PAGE	ITEM	PAGE	ITEM	PAGE	ITEM	PAGE	ITEM	PAGE	ITEM	PAGE	ITEM	PAGE
B6044	24	B6044AM-BK	24	B605	25	B606	25	B6105	26	B6106	26	B6115C-CS	26		
															
															
ITEM	PAGE	ITEM	PAGE	ITEM	PAGE	ITEM	PAGE	ITEM	PAGE	ITEM	PAGE	ITEM	PAGE	ITEM	PAGE
B6116C-CS	26	B619	42	B6215	23	B6216	23	B6217	23						
															
															



ITEM	PAGE	ITEM	PAGE	ITEM	PAGE	ITEM	PAGE	ITEM	PAGE	ITEM	PAGE	ITEM	PAGE	ITEM	PAGE
B6223-BK	22	B629M	43	B6338	22	B6338-HR	22	B6366BK-BK	25	B6366WT-GY	25	B6376GY-GY	24		
															
															
ITEM	PAGE	ITEM	PAGE	ITEM	PAGE	ITEM	PAGE	ITEM	PAGE	ITEM	PAGE	ITEM	PAGE	ITEM	PAGE
B639-BK	42	B6406	21	B6409	49	B6416-CG	21	B6419-CG	49	B6456-BK	21	B6508	22		
															
															
ITEM	PAGE	ITEM	PAGE	ITEM	PAGE	ITEM	PAGE	ITEM	PAGE	ITEM	PAGE	ITEM	PAGE	ITEM	PAGE
B6566-BK	20	B6566GY-BK	20	B6566AL-BK	20	B6566AM-BK	20	B6568-BK	25	B659-MG	42	B6706-BK	26		
															
															
ITEM	PAGE	ITEM	PAGE	ITEM	PAGE	ITEM	PAGE	ITEM	PAGE	ITEM	PAGE	ITEM	PAGE	ITEM	PAGE
B6716-BK	26	B6756-BK	21	B676WT-GY	23	B6776-BK	22	B686	09	B6889-BK	48	B6889R-BK	48		
															
															
ITEM	PAGE	ITEM	PAGE	ITEM	PAGE	ITEM	PAGE	ITEM	PAGE	ITEM	PAGE	ITEM	PAGE	ITEM	PAGE
B689	45	B6909-BK	47	B6909-GY	47	B6909-CS	47	B6909R-CS	47	B6919	47	B696C-BK	11		
															
															
ITEM	PAGE	ITEM	PAGE	ITEM	PAGE	ITEM	PAGE	ITEM	PAGE	ITEM	PAGE	ITEM	PAGE	ITEM	PAGE
B696C-GY	11	B696CRB-GY	09	B699-BK	17	B6COV (7	67	B6COV21	67						
															
															

# PRODUCT ICON INDEX

ITEM	PAGE	ITEM	PAGE	ITEM	PAGE	ITEM	PAGE	ITEM	PAGE	ITEM	PAGE	ITEM	PAGE	ITEM	PAGE
B6COV22	67	B709	16	B730-BK	09	B7301	08	B7306	08	B7309	50	B7501	08		
B7509	45	B7601	07	B7901	06	B7906	06	B7909	50	B800-BK	14	B800-BY	14		
											<b>OVERSIZE</b>		<b>OVERSIZE</b>		
B809-BK	45	B809-BY	45	B8106	11	B8109	50	B8306-BK	11	B8309-BK	50	B8401	08		
	<b>OVERSIZE</b>		<b>OVERSIZE</b>												
B8551-BK	06	B8601	07	B8661	06	B8771P-BN	11	B8771S-BK	11	B8871-BK	04	B8871-BKGY	04		
B8871-GY	04	B8871P-BB	04	B905-BY	14	B8991-C	05	B8991-GY	05	B8991-M	05	B8999-C	44		
B8999-M	44	B905-BK	14	B905-BY	14	B905DWCMP	12	B905DWNV	12						

ITEM	PAGE	ITEM	PAGE	ITEM	PAGE	ITEM	PAGE	ITEM	PAGE	ITEM	PAGE	ITEM	PAGE
B905DW-SG	12	B9090-BK	32	B9090-CS	32	B9091-BK	32	B9091-CS	32		67	B9331	07
													
B9471-BK	10	B9471-GY	10	B9471-WT	10	B9476-BK	10	B9476-GY	10	B9476-WT	10	B9479-BK	48
													
B9479-GY	48	B9479-WT	48	B9501-BK	46	B9501-CS	46	B9503-BK	46	B9503-CS	46	B9503R-CS	48
													
B9505-CS	46	B9519	51	B9521-BK	51	B9521-BE	51	B9521-GY	51	B9529	51	B9529-BG	51
													
B9529-GY	51	B9533C-BK	27	B9533C-GY	27	B9533C-WT	27	B9534C-BK	27	B9536-BK-2	49	B9536-GY-2	49
													
B9539	51	B9540-BK	13	B9540-BE	13	B9540-BY	13	B9540DW-SG	13				
													



# PRODUCT ICON INDEX

ITEM	PAGE	ITEM	PAGE	ITEM	PAGE	ITEM	PAGE	ITEM	PAGE	ITEM	PAGE		
B9545-BK	13	B9545-BE	13	B9545-BY	13	B9545DW-SG	12	B9570-BK	49	B9570-GY	49	B9580BK-BK	43



ITEM	PAGE	ITEM	PAGE	ITEM	PAGE	ITEM	PAGE	ITEM	PAGE	ITEM	PAGE		
B9580DW-SG	43	B959-BK	44	B959-BY	44	B996	18	BJ01	67	BR8001AM-BK	44	B9591AM-BK	15



ITEM	PAGE	ITEM	PAGE	ITEM	PAGE	ITEM	PAGE	ITEM	PAGE	ITEM	PAGE		
B9591AM-BG	15	B9591AM-GY	15	B9591AM-	15	B9591AM-BG-500	15	B9591AM-GY-500	15	B9595AM-BK	16	B9595AM-BG	16



ITEM	PAGE	ITEM	PAGE	ITEM	PAGE	ITEM	PAGE	ITEM	PAGE	ITEM	PAGE		
B9595AM-GY	16	B9595AM-BK-400	16	B9595AM-BG-400	16	B9595AM-GY-400	16	B991-CP	19	B991-BB	19	B992-BK	18





ITEM		PAGE	ITEM		PAGE	ITEM		PAGE
N101 (3 colors)		60	N339		62	S401 (2 colors)		57
N102 (3 colors)		60	N369G-DW		64	S402 (2 colors)		57
N103 (3 colors)		60	NB702A		66	S403-DW		57
N104 (3 colors)		60	S101 (2 colors)		54	S501		58
N108 (3 colors)		63	S102 (2 colors)		54	S502		58
N111 (3 colors)		60	S103		54	S503 (2 colors)		58
N112 (3 colors)		63	S104		54	S504 (2 colors)		58
N113 (3 colors)		63	S105		54	S505		58
N114 (3 colors)		63	S106		54/55	S506		58
N123 (3 colors)		65	S107		54/55	S507		58
N127 (3 colors)		65	S108		55	S508-GY		57
N135 (3 colors)		65	S109		54	S601 (2 colors)		57
N136 (3 colors)		65	S110 (2 colors)		54	S602		57
N137 (3 colors)		65	S111		54	S701		56
N140 (3 colors)		62	S112		54	SOT-4SW		56
N143 (3 colors)		60	S201 (2 colors)		55	TU001TP		66
N144 (3 colors)		62	S202 (2 colors)		55	TU003NSB		66
N145 (3 colors)		61	S203 (2 colors)		55	TU003NSB-EE		66
N147 (3 colors)		60	S204		55	TU005		66
N149 (3 colors)		63	S205		55	TU009		66
N153 (3 colors)		61	S206		55	TU015		66
N158 (3 colors)		61	S207		55	TU016		66
N166 (3 colors)		63	S208		55	TU021		66
N168 (3 colors)		64	S209		55	TU027		66
N169 (3 colors)		64	S301		56	TUN005MHS		66
N170 (3 colors)		61	S302		56	TUN006MHS		66
N176 (3 colors)		63	S303		56	TUN015SG		67
N180 (3 colors)		64	S304		56	TUN017SG (2 colors)		67
N185 (4 colors)		62	S307		56	TUR350-EE		66
N189 (3 colors)		60	S308		56	YM7604		66
N191 (3 colors)		61	S309		56			
N192 (3 colors)		61	S310		56			
N196 (3 colors)		61	S311		56			
N197 (3 colors)		61	S312		56			
N200 (4 colors)		62	S315		56			
N30		65	S316		56			

## ORDERING:

- **No minimum order** is ever required by Boss Office Products.
- All purchase orders and cancellations must be issued IN WRITING and faxed, mailed, entered online or e-mailed to Boss Office Products. Customer cancellations must be confirmed IN WRITING to Boss. Boss will cancel orders remaining open in excess of 10 days from date of PO receipt or from customer required ship date, unless otherwise noted.
- All orders for items that are in stock will be expedited/shipped within a 48 hour period upon receipt of a confirmed purchase order in writing.
- If any item in your purchase order is not in stock, you will be notified. Upon notification, you will have the following three options to choose from in regard to your order:
  1. Ship the items that are available now and back order the out of stock items. (Split-shipment)
  2. For clients with no credit account with Boss, full payment in advance will be required for all orders. Payment must be received within 48 hours to retain available inventory.
  3. Ship the items that are available now and cancel the order for items not in stock.

## TERMS OF SALE:

- All dealers may choose to apply for credit terms with Boss Office Products by completing our credit application. Upon approval of the credit application, net 30 days terms will be extended to you along with a pre-set maximum credit limit. There is an automatic late penalty fee of \$24 for any invoice that is not paid within 30 days from the date of our invoice. In addition, past due accounts are subject to a finance charge of 1.5% per month, which is 18% annually. Any check returned for insufficient funds will be assessed a \$25 fee.
- For clients with no credit account with BOSS, full payment in advance will be required for all orders. Payment must be received within 48 hours to retain available inventory.
- Boss Office Products reserves the right to adjust pricing at any time.

## SHIPPING INFORMATION: F.O.B. Factory

- BOSS Office Products' responsibility ceases and title of goods is passed to the customer when a shipment is accepted for transportation by any carrier from our factory/warehouse (Commerce or Atlanta). Carrier routing will be established by Boss Office Products if it is not otherwise indicated on Client's purchase order.
- The customer is responsible for any applicable fee's associated with address corrections made after the product has left our facility.
- All freight charges for shipments will be added to the Boss invoice and billed to the customer unless otherwise instructed on the purchase order.
- Customers do have the option to designate their own Carrier and make payment for freight charges directly to their Carrier. In such cases, the instructions for shipping must be stated clearly on the purchase orders and a \$4.00 per carton S&H fee will be billed as a separate line item on your invoice.
- For 3rd Party Shipments, if any shipment is received damaged, please note the damage on the Carrier freight bill at the time of acceptance and immediately file a claim for appropriate damages with the Carrier. Any concealed damages must be reported to the transportation company within 15 days from the date of delivery. All damaged merchandise claims must be filed directly with the delivering Carrier.
- Shipping quotes are valid only until expiration date.
- Will call orders will be held for 24 hours maximum.

## RETURN POLICY:

If you are not satisfied with your merchandise, or if you find that it is defective or damaged, it may be returned or exchanged within 30 days of the original purchase date from Boss with proof of purchase.

- After 30 days, Boss will replace the defective or damaged parts and components based on the guidelines within the limited warranty.
- A Return Merchandise Authorization (RMA) number must be obtained to process the return and is valid for 30 days from date issued and must be included with the returned product.
- Merchandise returned free of defects or damages must be returned in its original packaging and in re-saleable condition. Customer must return the merchandise freight prepaid to Boss's designated location. Boss will not refund to customer the original shipping charges. In addition, Boss can assess up to a 25% restocking fee against the Customer's account on all non-defective returns for refund/exchange.
- Credit for the full cost minus shipping and processing fees, where applicable, will be issued to customers upon receipt of the returned merchandise.
- Damages due to freight carrier mishandling and/or concealed damage, must be reported within 5 days of receipt of product. Credit for damaged merchandise will be issued to customers upon resolution of the claim to the freight carrier on behalf of the customer.
- Damages done when shipping 3rd party are not covered in this return policy. Customer will be responsible for any claims that need to be filed with the 3rd party carrier, both Trucking and Fed Ex/UPS.

## PRODUCT POLICY:

- All products are subject to change. Measurements and finishes are subject to slight variations.

### BOSS OFFICE PRODUCTS SIX-YEAR LIMITED WARRANTY FOR CHAIRS

BOSS Office Products wants you to be happy with our products. When used and maintained properly, they will provide you with years of satisfaction.

BOSS chairs are warranted against manufacturing defects in material and workmanship for six years from the ORIGINAL DATE OF RETAIL PURCHASE with the following exceptions: Upholstery materials, foam, gas cylinders, wood components and control mechanisms. Upholstery materials and foam are warranted against unusual wear or deterioration and gas cylinders, wood components, and controls against structural failure or unusual wear for TWENTY-FOUR months.

The warranty obligation is limited to the replacement or repair, at BOSS OFFICE PRODUCTS' option, of defective parts and components. The warranty of this product is null and void if the product is subject to negligence, abuse, misuse, modification, accident, or if the customer does not perform the necessary maintenance outlined below. The warranty is only applied to the original retail purchaser of the product and will not be honored if the product is resold. All warranties are for normal usage defined as a 40 hour workweek by persons weighing 275 lbs or less. Exceptions are the model B205 that is limited to 150 lbs. The B709 which is limited to 350 lbs. The B601, B699, B990, B991, B992, B994, B996M, and B9595AM-BK-400 which are limited to 400 pounds. The B1680, B1681, B670, B9591, B9595 and BR99801 which are limited to 300 lbs and the B9591AM-BK-500 which is limited to 500 lbs. Warranty on the R8873H-BK heating elements and the battery are limited to one year.


Should any component be found to be defective under normal single shift usage (eight hours a day), that component will be replaced free of charge. In order to get the replacement part, please return the product or part to the dealer from whom it was purchased. The dealer will send the defective part to the manufacturer, freight prepaid. The manufacturer will replace the defective parts and send them to the dealer, freight prepaid. The manufacturer is not responsible for labor and/or redelivery charges. Customers must be responsible for maintenance of this product including assembly, cleaning, and making sure all hardware is securely fastened.

This warranty applies only to the product; the manufacturer is not responsible in any way for loss, inconvenience or any other special or consequential damages. This warranty is the only warranty applicable on all Boss products. All other warranties, expressed or implied prior, are disclaimed.

### BOSS OFFICE PRODUCTS ONE-YEAR LIMITED WARRANTY FOR CASEGOODS AND SLIP COVERS

The pricing contained herein reflects standard freight through port of entry, and from Boss Office Products warehouses. All pricing is FOB our facility. Boss Office Products reserves the right to proportionally implement on a per unit basis, any port surcharges, including congestion and peak season charges as applied by ocean freight lines. Additionally, we reserve the right to pass along proportionally any port fees and or charges implemented by any port of entry or government agency.

The information, images and related materials in this catalog are the valuable and exclusive property of Boss Office Products, Inc. Boss reserves all patent, copyright and other proprietary rights to all information and images in this catalog and the use or reproduction of its contents or portions thereof without prior written approval of Boss is strictly prohibited. In addition, the information in this catalog is subject to change at any time without notice.



## CONTÁCTANOS



**OfficeMart**  
#Sololosmejoresmuebles



MXL. (686) 558 7874  
TJN. (664) 689 2823  
ENS. (646) 144 6382



[ventas@oficemart.mx](mailto:ventas@oficemart.mx)



[oficemart.mx](http://oficemart.mx)



[OficeMart](https://www.facebook.com/OficeMart)